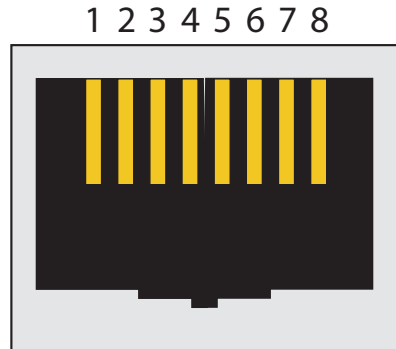
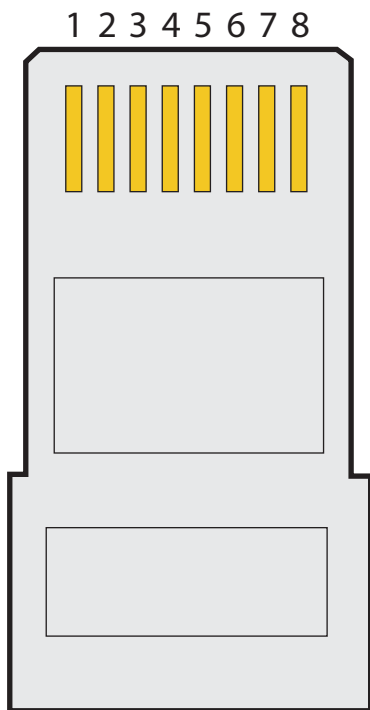
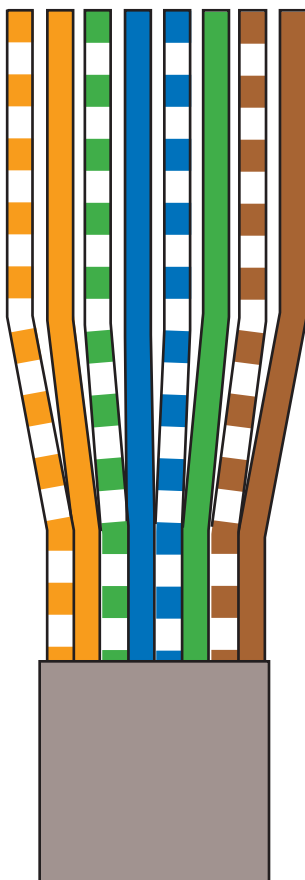


# UTP Patch Cord/ Drop Cable EIA/TIA 568B Specification



**This is the correct wiring configuration for CAT-5/100 BaseT cables.**

**Cabling must be the same on each end.**



Pin	Color	Signal
1	Orange-White	TX data +
2	Orange	TX data -
3	Green-White	RX data +
4	Blue	unused
5	Blue-White	unused
6	Green	RX data -
7	Brown-White	unused
8	Brown	unused

